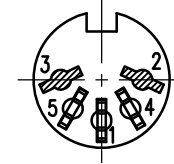
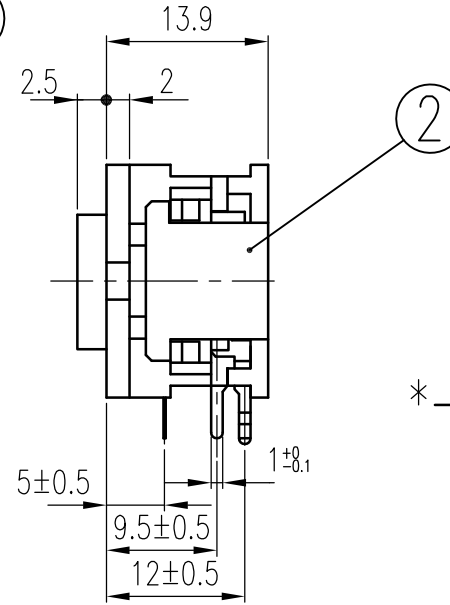
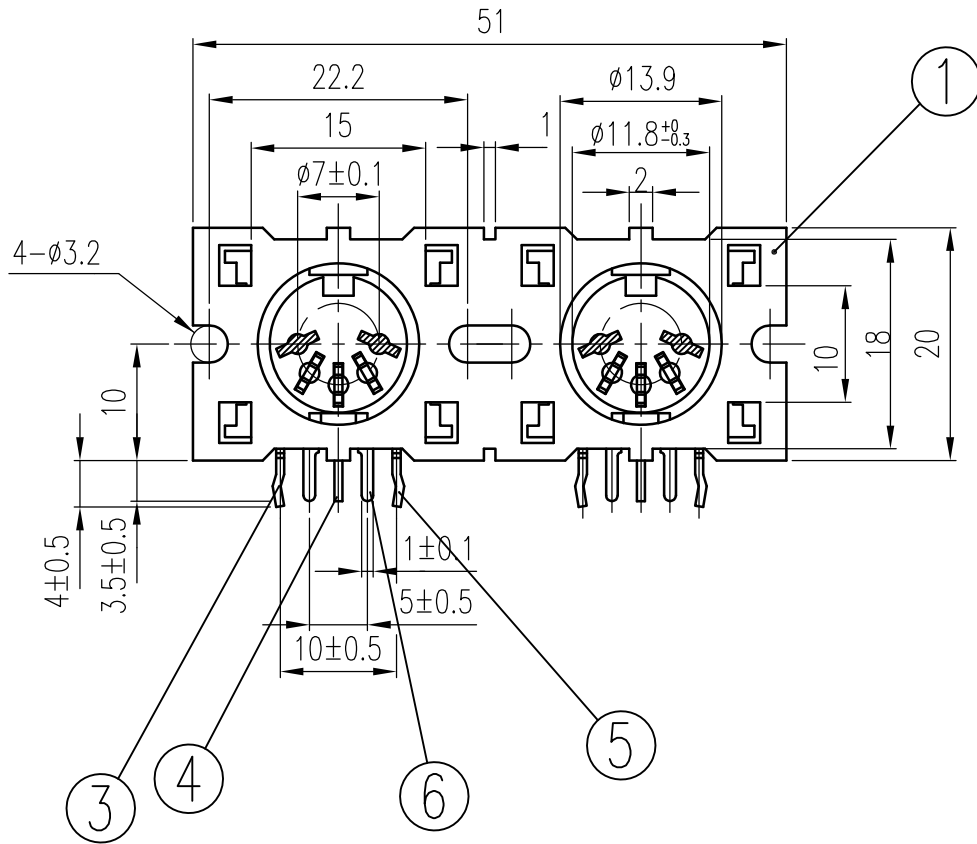
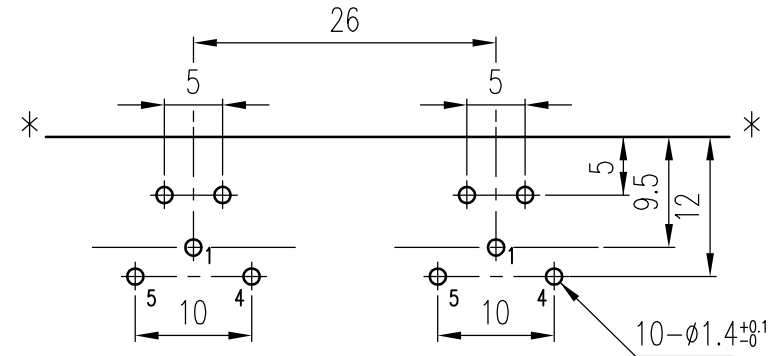


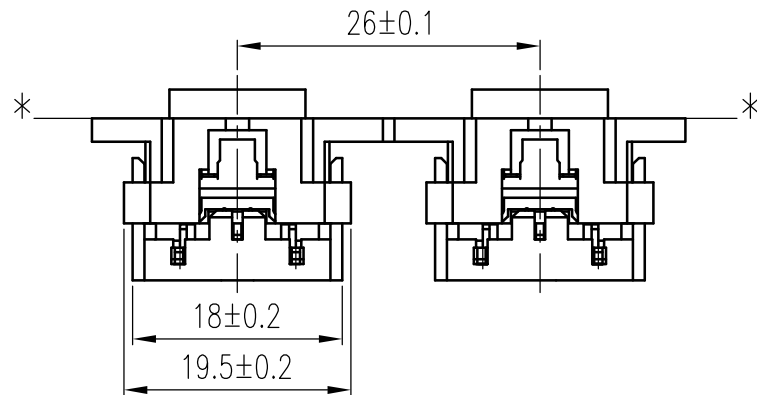
REVISIONS				
LTR	DESCRIPTION	DATE	REVISED	APPROVED
△ X3	變更材質	2007.06.15	LEGEND	BILL



PIN LAYOUT (TO INSERT PLUG)
HOLE #3 AND #2 WITHOUT PIN



P.C.B Layout Dimension (Tolerance: ± 0.1)
(Recommend min.Dimension)(bottom view)



6	TIP SPRING	2	C5212C5210△ , t=0.2	MBCu2um	Sn3um	MIN
5	TERMINAL	2	C2680 , t=0.7	MBCu2um	Sn3um	MIN
4	TERMINAL	2	C2680 , t=0.7	MBCu2um	Sn3um	MIN
3	TERMINAL	2	C2680 , t=0.7	MBCu2um	Sn3um	MIN
2	COVER	2	PPO-ABS △ , UL-94V-0			
1	HOUSING	1	PPO-ABS △ , UL-94V-0			
LTR	PART NAME	QTY	MATERIAL	REMARK		
DWN	LEGEND	DATE	2007.06.15	SCALE /	NAME	
DSND	JOHNSON	DATE	1996.09.10	PROJECTION	DIN CONNECTOR	
CHKD	BILL	DATE	2007.06.15	UNIT: mm	CAT. NO.	
APVD	BILL	DATE	2007.06.15		HDC-052SP-02	
KUNMING ELECTRONICS CO.,LTD.				DWN.NO.	1/1	
					A-052SP-02	
					B	

UNLESS OTHERWISE SPECIFIED, TOLERANCE ON DECIMAL: ± 0.3 FRACTIONS:

ANGLES: $\pm 5'$